

ENDOPEEL


non invasive medical



liftings

EFFECTIVE TREATMENT

A.TENENBAUM, M.D.,Ph.D., D.Sc



**MEDICAL RHINOPLASTY BY
CHEMICAL MYOPLASTY AND
MYOPEXY
ENDOPEEL TECHNIQUE**

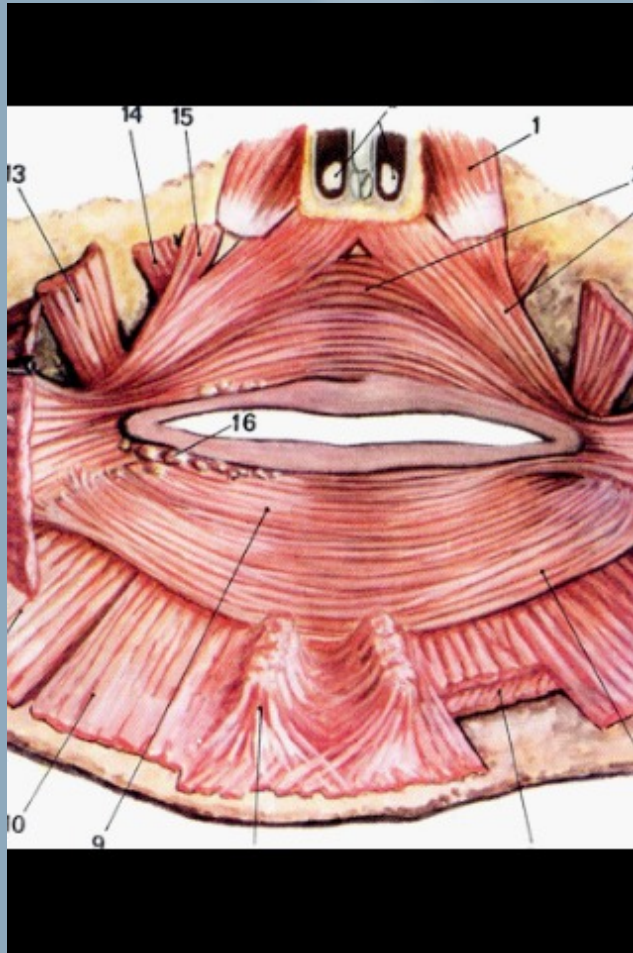
www.endopeel.com

www.medical-rhinoplasty.com

contact@endopeel.com



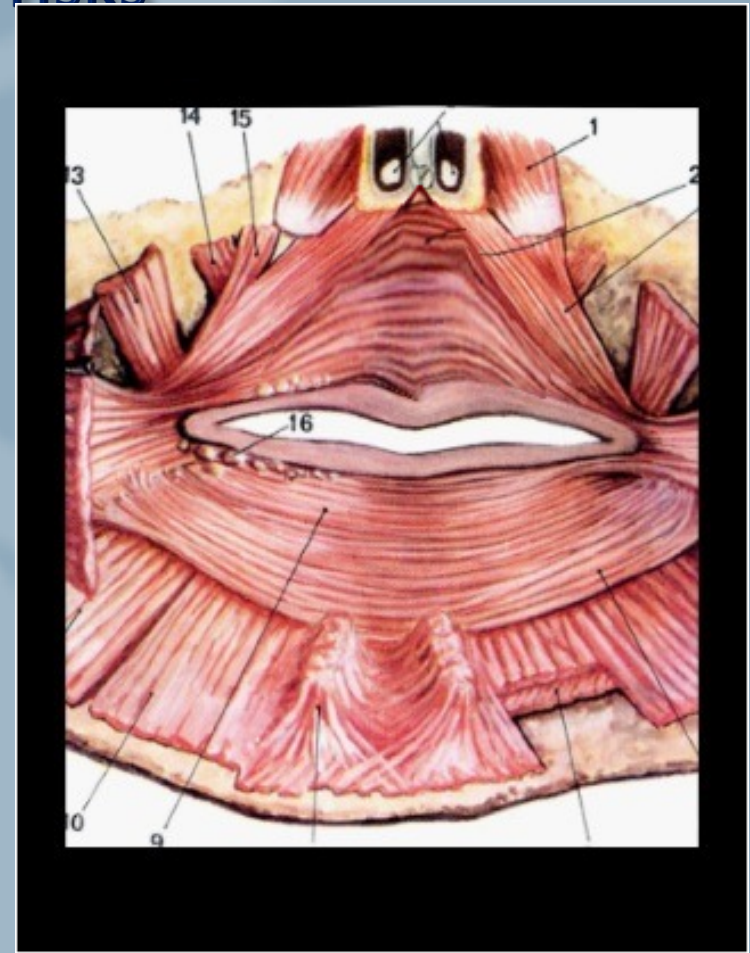
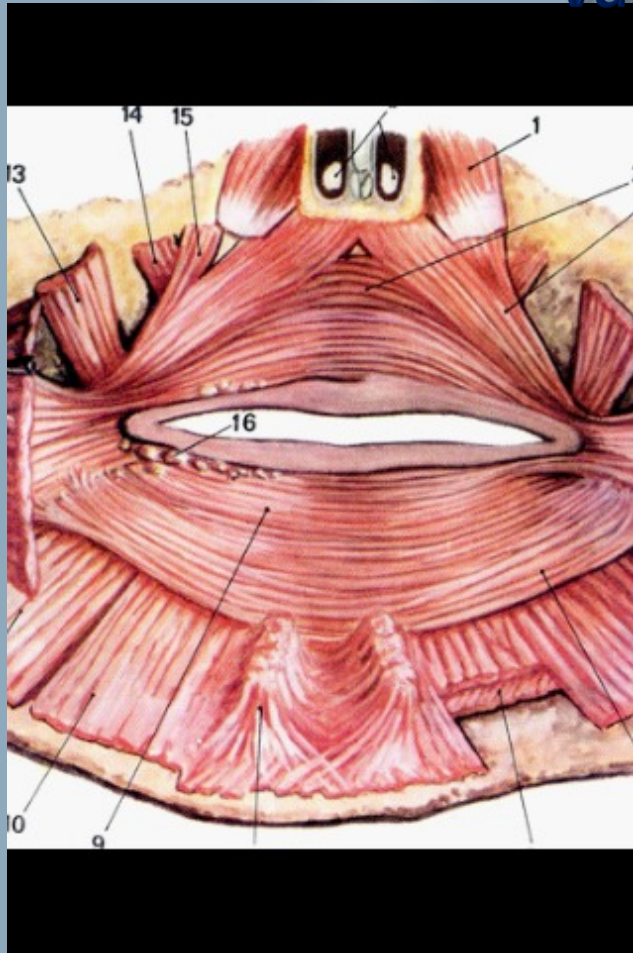
Example : Lifting of the nasal tip by acting on the muscle depressor of the nasal tip



- ▣ Surgery : Myotomy
- ▣ Botulinum : Myorelax-
Myoatrophy-Myoparalysis
- ▣ Fillers :can lead to necrosis
- ▣ Endopeel Techniques are conservative and preservative :
Myoplasty
Myopexy Isovolumetric 3D
Myotension

Endopeel Goals : Changing the muscles shape keeping its mass

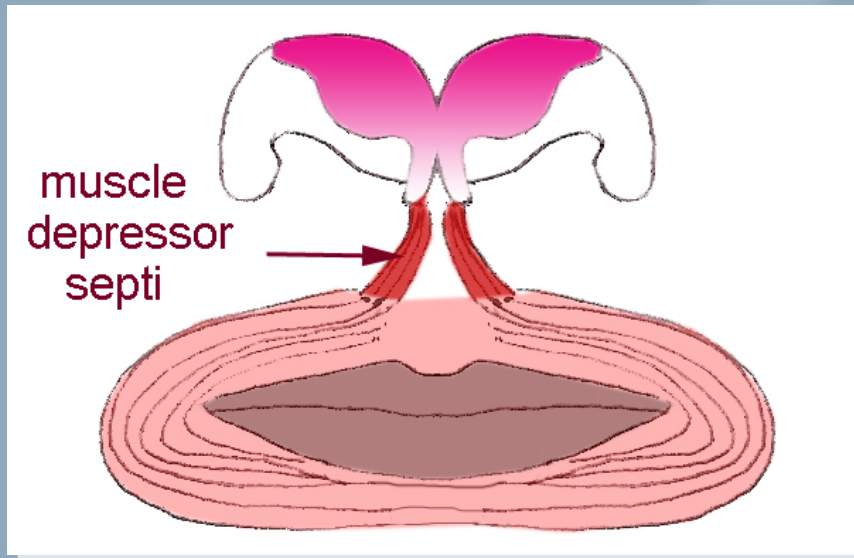
Ex: Depressor of the nasal tip : no paralysis, no atrophy, no vascular risks



Endopeel Technics restitute back the physiological tonus which has been lost

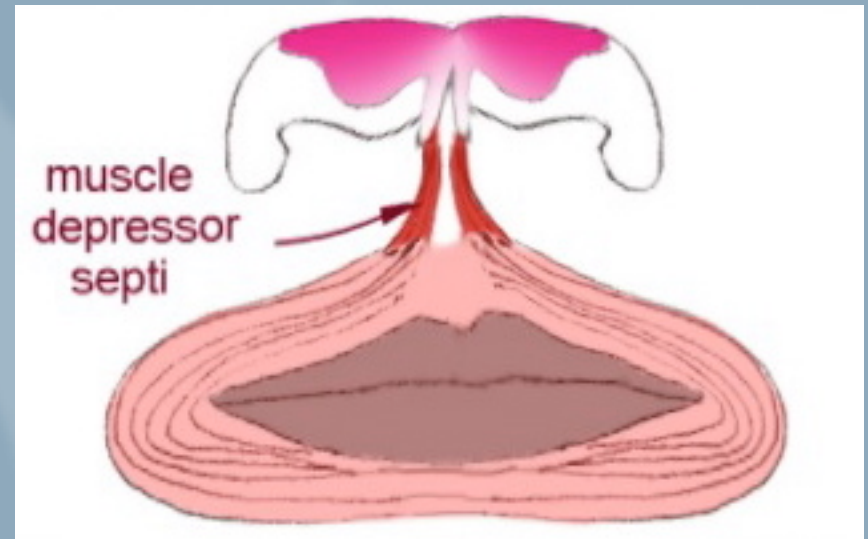
MYOPEXY

MUSCULAR TONUS INCREASING +
VACUOLIZATION



MYOPLASTY

TRIANGLE BASE SHORTENING+
ADDUCTION OF THE 2 TRIANGLE SIDES



3 INDICATIONS

- 1-NASAL TIP LIFTING
(*DEPRESSOR OF THE SEPTUM*)
- 2-NARROWING NASAL AISLES
(*ELEVATOR OF NASAL AISLE*)
- 3-NARROWING THE PYRAMIDAL

Medical Rhinoplasty by Chemical Myoplasty and Myopexy Nasal Tip Lift + Pyramidal Narrowing

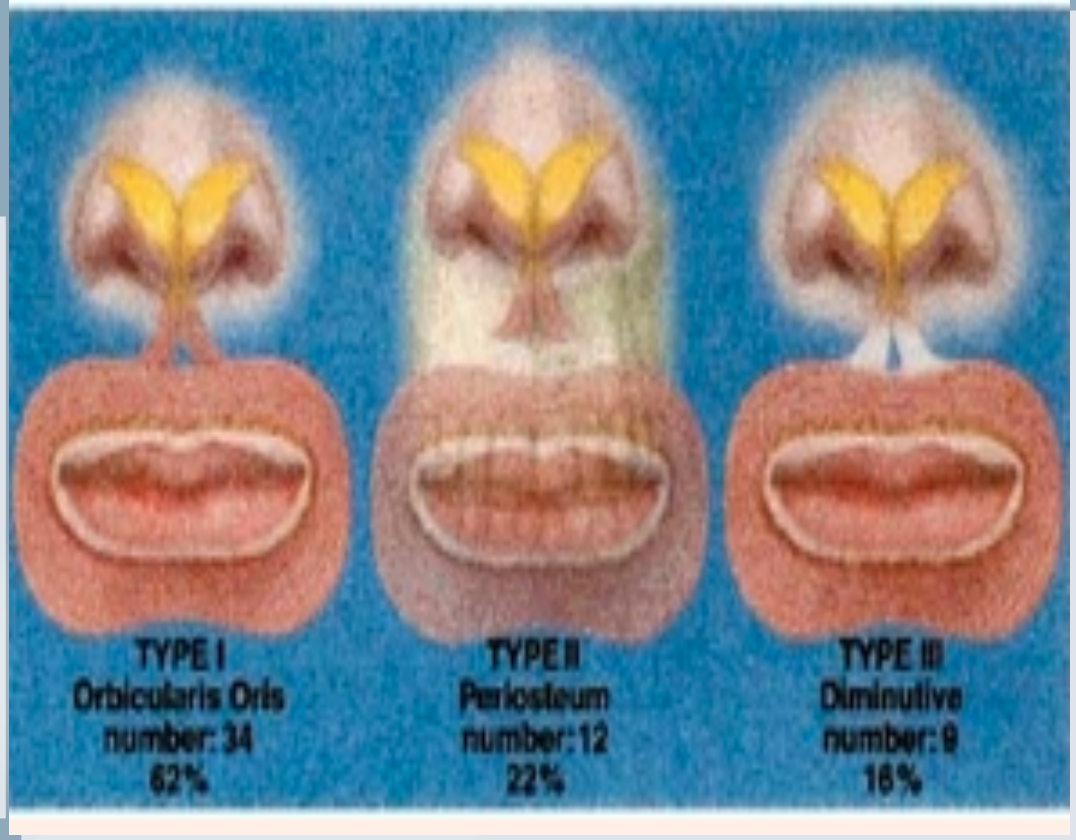
BEFORE

AFTER



Courtesy of Dr.Alain Tenenbaum

NASAL SEPTUM DEPRESSOR
Insertions on nasal spine and
orbicularis oris muscle



ONLY TREATMENT OF TYPE III GIVE NO RESULTS WITH ENDOPEEL TECHNIQUES AND PATIENTS SHOULD BE INFORMED PREVIOUSLY

Chemistry

ENDOPEEL[®] is a technique using an innovative and patented chemical weapon composed of:

- **Carbolic Acid** (Light molecular weight)
- **Arachidonic Acid** from Peanuts oil acid

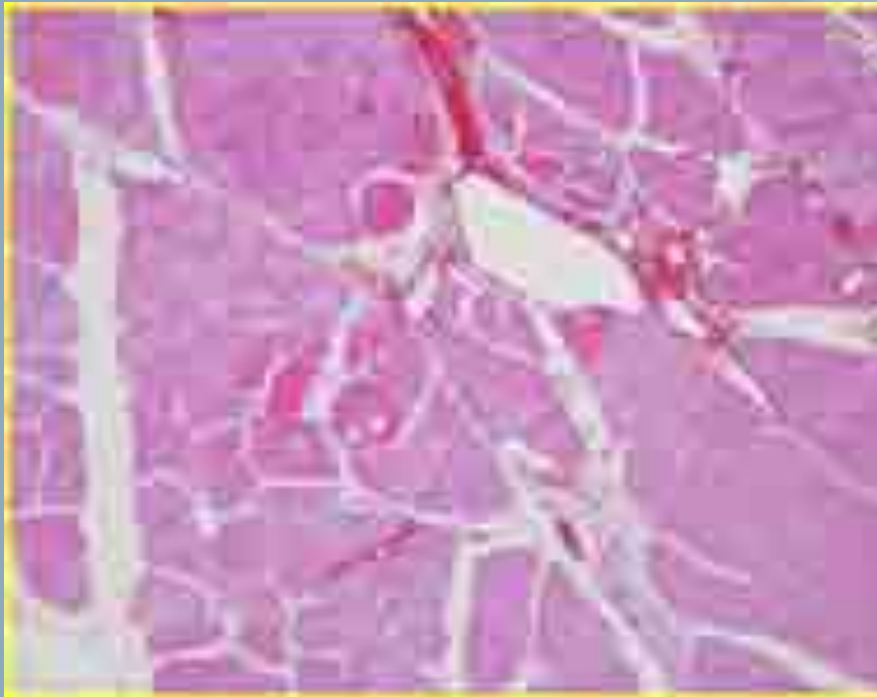
Formulated in quantities and with methods that are patented, proprietary and undisclosed for copyrights purposes.

Scientists	Phenol- Hydroxybenzene	Dr Alain Tenenbaum
	PHENOL	CARBOLIC ACID ENDOPEEL
ORGANIC CHEMISTRY FORMULA	<div></div> <div></div>	<div></div> <div></div>
pKa	9.9	6.6 Result of orbital overlap between the O lone pairs and the aromatic system
Buffer with blood	NO	YES
Function	ALCOHOL + ACID!	Weak Acid
Resonance stabilization of the phenoxide anion by the aromatic ring	NO	The negative charge on O is shared by the ortho and para C atoms
		The dominant effect is the induction from sp ² hybridized C ALLOWS FOR GREAT STABILIZATION OF THE OXYANION
Death/Necrosis	YES	NEVER REPORTED

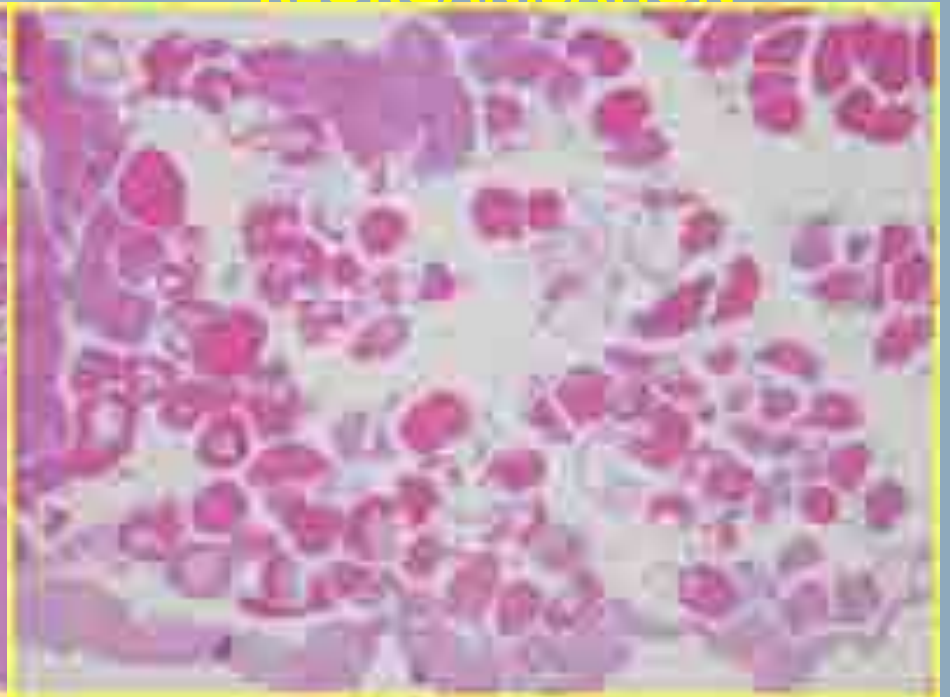
HISTOLOGY : DIFFERENCES BETWEEN PHENOL AND ENDOPEELS CARBOLIC ACID

~~HYDROXYBENZENE OR PHENOL FILLER~~
NECROSIS + EDEMA

ENDOPEEL CARBOLIC ACID
DISORGANISATION BEFORE
REORGANISATION



VOLUME AUGMENTATION
BY EDEMA+ NECROSIS



ISOVOLUMETRIC
3D PROJECTION WITHOUT VOLUME
AUGMENTATION+ BIOREGENERATION

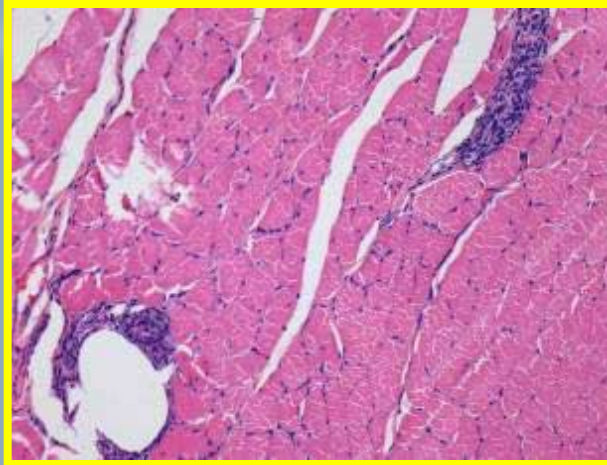
Application IM or SC 0.5ml

Endopeel Medical Rhinoplasty-Duration : 6 Months

Left 100 xx



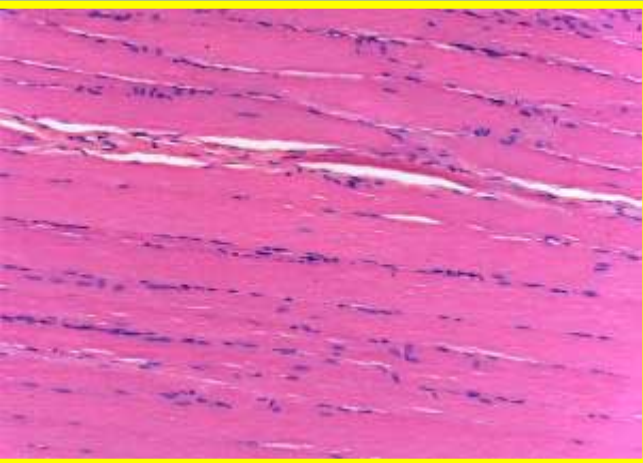
Right 10 days 200 xx



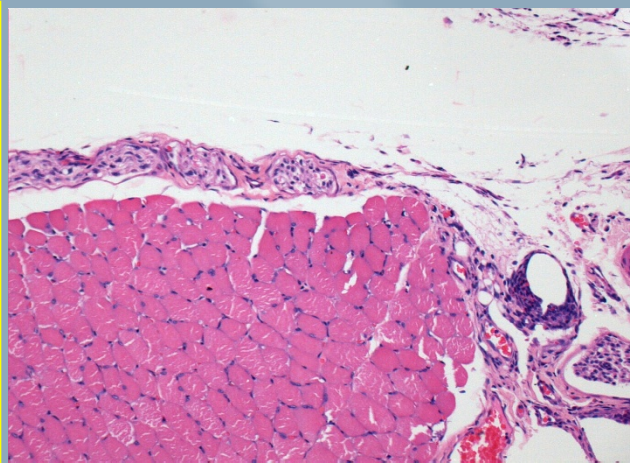
Right 1 month 200 xx



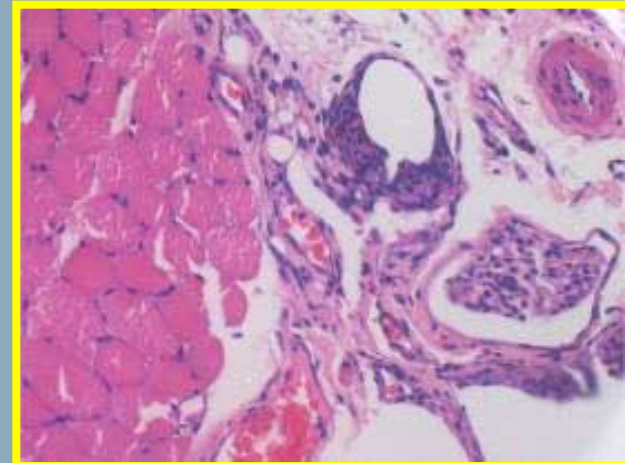
Right 3 months 200 xx



Right 7 months 200 xx



Right 7 months 400 xx



BEFORE

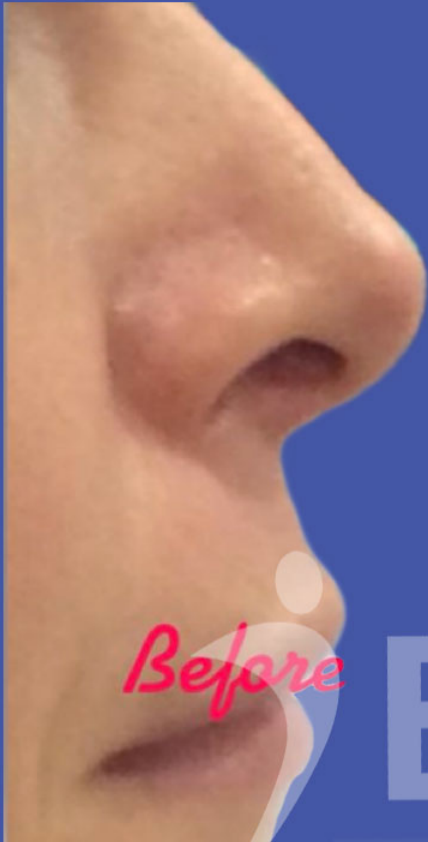


AFTER



Courtesy of Dr.Altughan Cahit Vural

BEFORE



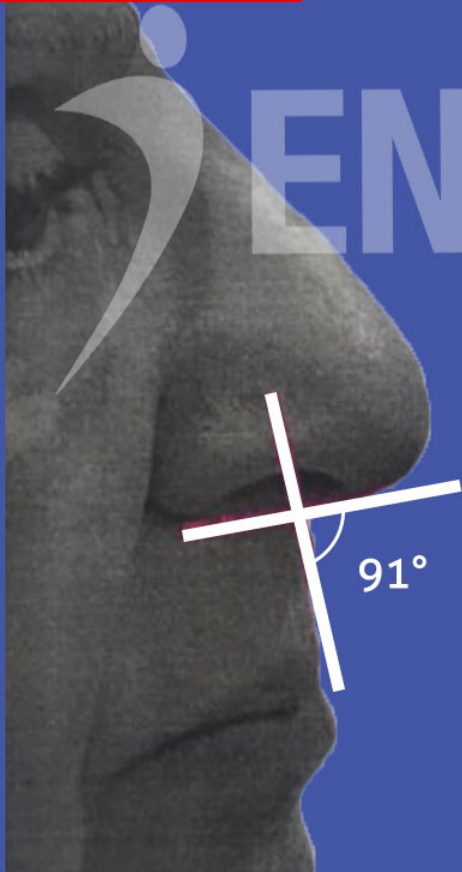
AFTER 10 MIN



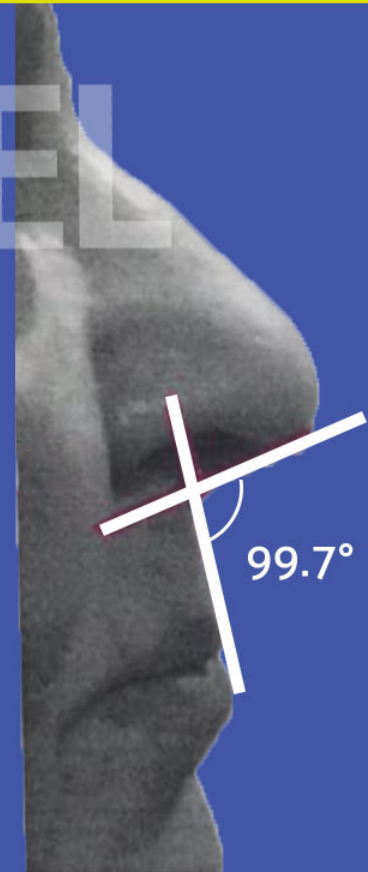
ENDOPEEL

Courtesy of Dr. Gonul Atessacan

BEFORE



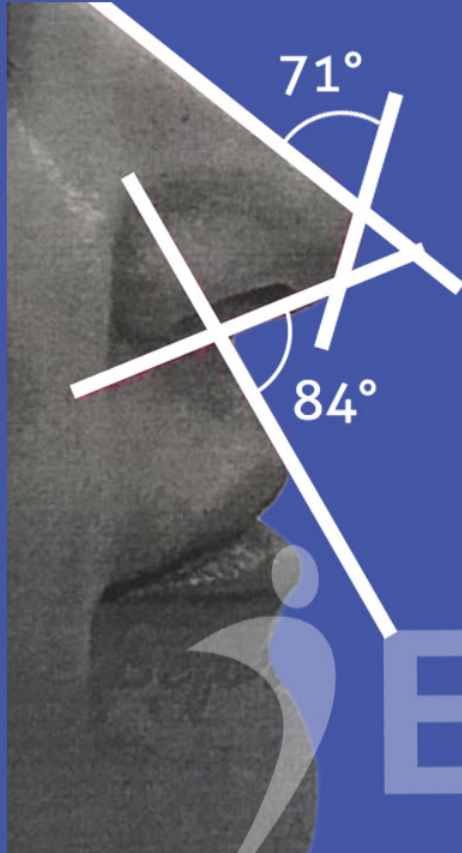
AFTER



ENDOPEEL

Courtesy of Dr. Gonul Atessacan

BEFORE



AFTER

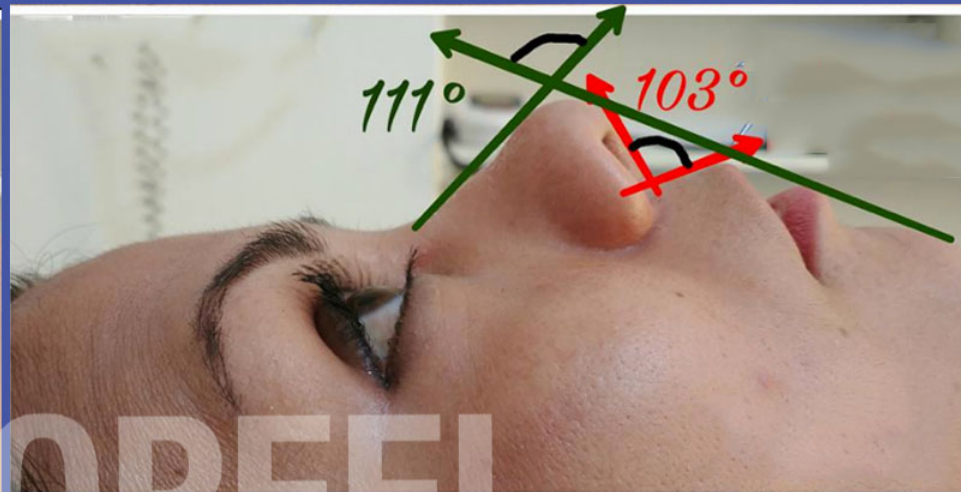
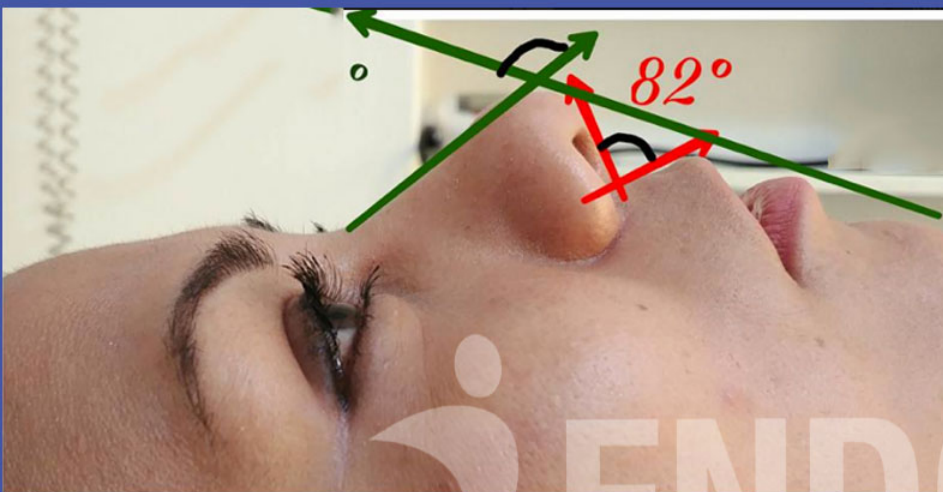


ENDOPEEL

Courtesy of Dr. Gonul Atessacan

BEFORE

AFTER




ENDOPEEL

Courtesy of Dr.Saba

Rhinoplasty

Result on 66 y old female 3 days after with 0.4 ml

BEFORE



AFTER



Courtesy of Dr Gonul Atessacan

Rhinoplasty

3 days after Endopeel with 0.3 ml

BEFORE



AFTER



Courtesy of Dr Gonul Atessacan

UNTREATED

TREATED



Courtesy of Dr.Alain Tenenbaum

MEDICAL RHINOPLASTY BY CHEMICAL MYOPLASTY ENDOPEEL TECHNIQUE

BEFORE



AFTER 01:30 Hrs



AFTER 05:30 Hrs



ENDOPEEL

Courtesy of Dr. Alain Tenenbaum

BEFORE



AFTER



 **ENDOPEEL**

Courtesy of Dr. Alain Tenenbaum



ENDOPEEL

Right nasal aisle
narrowed
with ENDOPEEL



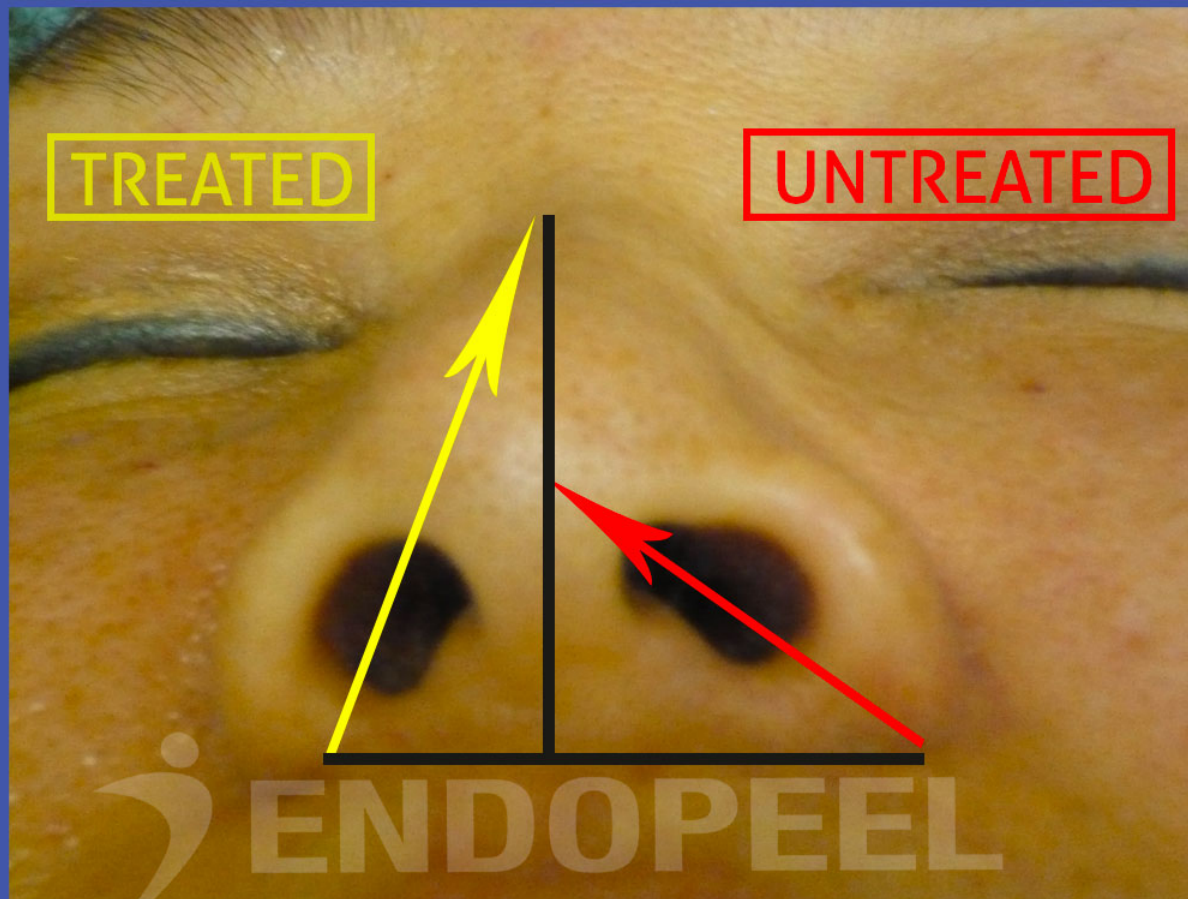
UNTREATED

Courtesy of Dr. Alain Tenenbaum

Narrowing the right nasal aisle with ENDOPEEL

Nostril direction changed
Right hemidorsum higher

Right Nasal Aisle Treated



Courtesy of Dr. Alain Tenenbaum

Medical Rhinoplasty by Chemical Myoplasty and Myopexy Nasal Tip Lift + Pyramidal Narrowing

BEFORE

AFTER



Courtesy of Dr.Alain Tenenbaum

TECHNICS OF MEDICAL RHINOPLASTY WITH ENDOPEEL

Medical Rhinoplasty with Endopeel









0.15 ml / injection x 2 injections in Total

**Product is eliminated completely through Urins in 24 hours
So it s an isovolumetric muscular repositioning without affecting
the functions of the muscles**







CONCLUSIONS

- ▣ 1. ENDOPEEL techniques belong to medical rhinoplasty and **cant replace surgery** for its indications as performances
- ▣ 2. Such techniques have **no risks of vascular complications**
- ▣ 3. Such techniques are preservative and conservative as they **dont lead to any muscular atrophy**
- ▣ 4. Such techniques have as maximum side effects : no effects and **no lawsuit exist since 18 years worldwide**
- ▣ **5.Quick (7 seconds) and Cheap**
- ▣ Unfortunately and without any communications, movies as infos disappeared from the website eafps.org since October 2018 !

App Store > Health & Fitness > Styling Cosmetics AG



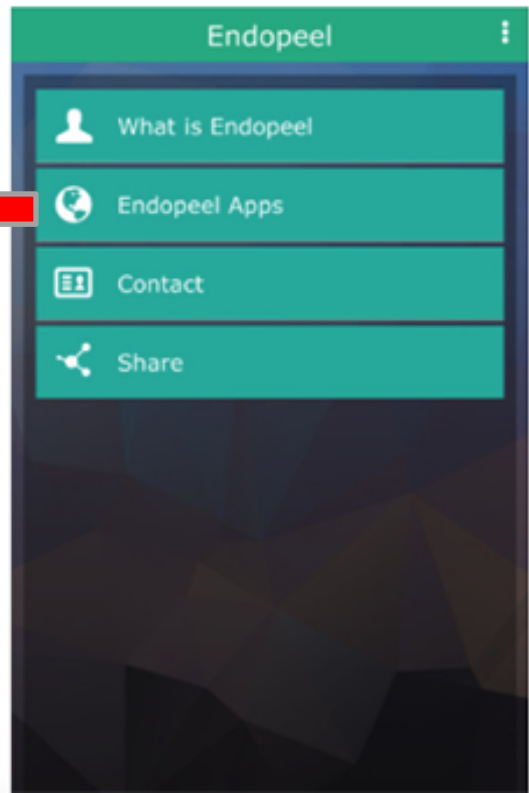
Endopeel 17+

Details Ratings and Reviews Related


Screenshots iPhone iPad



© Endopeel



Thanks for your kind attention
Please wake up !



A.TENENBAUM, M.D., Ph.D., D.Sc
Facial Plastic Surgeon
SWITZERLAND



www.endopeel.com

www.medical-rhinoplasty.com

contact@endopeel.com

